



UNIVERSITÀ
DEGLI STUDI
DI MILANO



European
Consortium
for Political
Research

Modelling, estimating, simulating: formalizing attitudes towards inequality as a complex network

Arturo Bertero¹ & Gonzalo Franetovic²

¹Ph.D. Student in Political Science
University of Milan

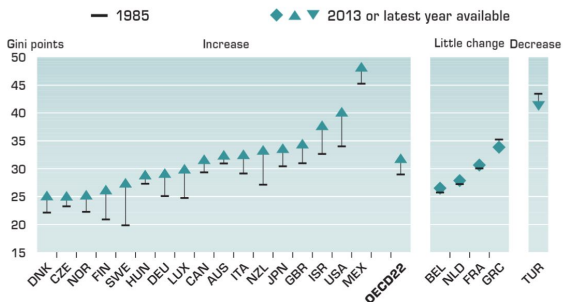
²Ph.D. Student in Sociology
University of Milan

Wednesday 26th April, 2023

Contents

- ① Introduction
- ② Theory
- ③ Methods
- ④ Results
- ⑤ Conclusions

Introduction



Source: OECD (2015), *In It Together: Why Less Inequality Benefits All*, <http://dx.doi.org/10.1787/888933207711>.

Figure: Gini measure of income inequality, mid-1980s and 2013

- However, the increase in inequality **has not led to a corresponding increase in people's concerns about inequality** (A. Alesina & Glaeser, 2004; Kenworthy & McCall, 2007; Lierse et al., 2022; Lübker, 2007).

Introduction

- **Attitudes towards inequality**
 - A multidimensional construct (Janmaat, 2013):
 - ① **Perceptions** of existing inequality
 - ② **Beliefs** about fair inequality
 - ③ **Judgments** of existing inequality
 - Related topics:
 - ① **Taxes** (Berens & Gelepithis, 2019)
 - ② **Redistribution** (Kenworthy & McCall, 2007)

Introduction

- **Objectives**

- ① **Model** attitudes towards inequality as a network of interconnected conceptions regarding inequality, redistribution, and taxation.
- ② **Estimate** this network from survey data representative of the Italian population
- ③ Investigate attitude change by **simulating** persuasion attempts on central and peripheral nodes, to demonstrate that interventions on the former have larger effects than those on the latter.

Theory: network approach

- **Attitudes as belief system** composed of many evaluative reactions (Dalege et al., 2016).

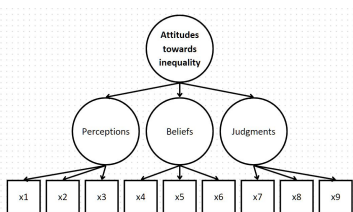


Figure: Latent variable model

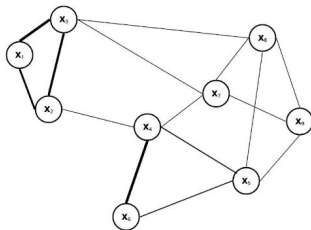


Figure: CAN model

Theory: network model

PMRF: **undirected and weighted** network models in which **nodes** are survey variables, and **edges** reflect their conditional associations.

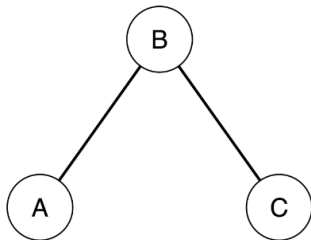


Figure: Parsimony



Figure: No equivalence

Theory

Scholars applying the **network approach to the study of attitudes** demonstrated that:

- They possess a **small world** structure (Dalege et al., 2017).
- Change in the states of central nodes -rather than peripheral ones- are associated with wider **downstream effects** (Chambon et al., 2022).

Methods

- **Data:** ISSP 2019 - Social Inequality Module, Italy (N=1,009).
- **Research design:**
 - ① **CAN** attitude network estimation.
 - ② **Ising** attitude change simulation.

Methods

- **Variables:** 10 indicators

	Evaluative reaction	Variable
Perceptions	Perception of unequal distribution of resources	p_ineq
	Perception of large income inequality	p_inc_ineq
	Perception of tax regressivity	p_tax
Beliefs	Belief in equal distribution of resources	b_ineq
	Belief in progressive taxation	b_tax
	Belief in public redistribution	b_red_pub
	Belief in market redistribution	b_red_mar
Judgments	Judgment about existing unfair distribution	j_ineq
	Judgment about political disinterest in redistribution	j_red_unca
	Judgment about the failure of public redistribution	j_red_fail

Methods

Phase 1: CAN attitude network estimation

- **eLasso** (van Borkulo et al., 2014): Set of regularized **logit** regressions; coefficients are averaged and dictate colors and width of network edges.

Phase 2: Ising attitude change simulation

- **Ising simulation** (Dalege et al., 2017). The overall configuration of the attitude network depends on the following parameters:

$$H(\chi) = -\sum_i \tau_i \chi_i - \sum_{i,j} \omega_{i,j} \chi_i \chi_j,$$

Methods

Hypotheses:

- **H1 (Estimating):**
The network of attitudes towards inequality will show a **small-world structure**.
- **H2 (Simulating):**
Changes in the thresholds of central nodes in the network of attitudes towards inequality, rather than peripheral ones, are associated with **downstream effects**.

Results

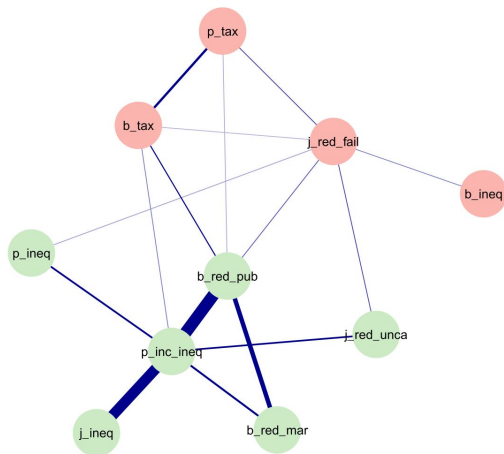


Figure: The network of attitudes towards inequality

Notes: Node names: perception of unequal distribution of resources (p_ineq), perception of large income inequality (p_inc_ineq), perception of tax regressivity (p_tax), belief in equal distribution of resources (b_ineq), belief in progressive taxation (b_tax), belief in public redistribution (b_red_pub), belief in market redistribution (b_red_mar), judgment about existing unfair distribution (j_ineq), judgment about political disinterest in redistribution (j_red_unca), judgment about the failure of public redistribution (j_red_fail):

Results

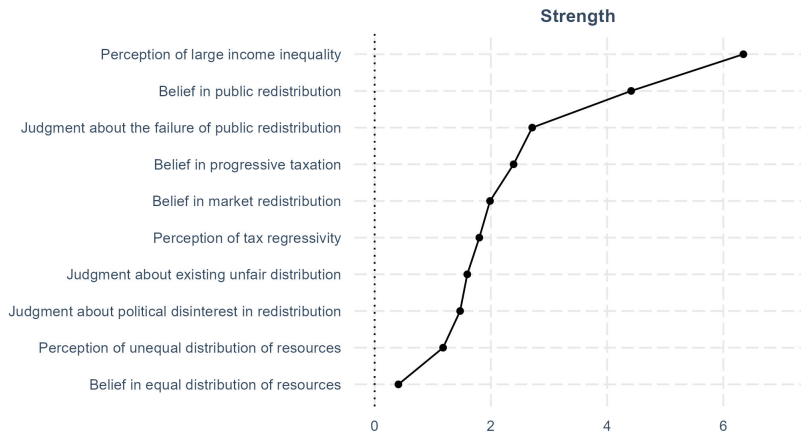


Figure: Centrality table of the network of attitudes towards inequality

Results

Table: Small world index

Transitivity	ASPL	ASPL (weighted)	Small world
0.346	1.778	1.827	0.836

Results

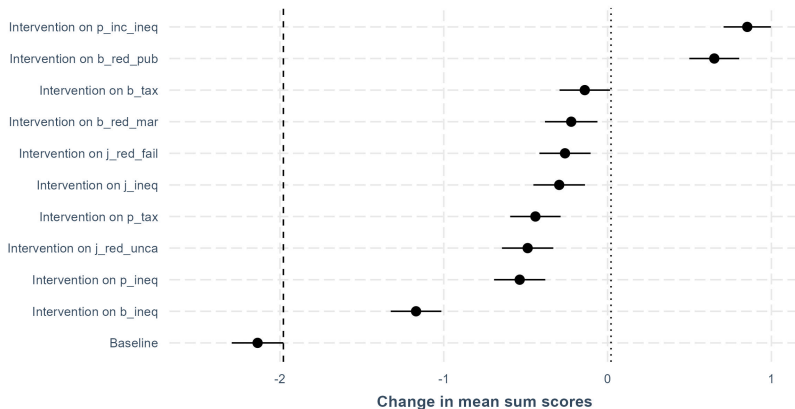


Figure: Changes in mean sum scores of simulated networks

Notes: *Baseline*: no intervention, all nodes with weakly negative thresholds. *Intervention*: simulation of a persuasion attempt targeting a single node; other nodes retain weakly negative thresholds. Intervals that are to the right of the first reference line are indicative of successive manipulation attempts. Intervals that are to the right of the second one are indicative of downstream effects.

Conclusions

- **Summary**

- ① **Modelling:** Inequality, redistribution, and taxation evaluative reactions formed **a fully connected network**, which means that **all these topics are essential** to validly study the concept in question.
- ② **Estimating:** Contrary to our expectations, **we did not find support of the small-world hypothesis.**
- ③ **Simulating:**
 - a. **Changes in central nodes** produce wider downstream effects.
 - b. **Perception of income inequality and belief in public redistribution** are the most important nodes explaining how people understand inequality in Italy.

Conclusions

- **Limitations**
 - ① **Simulated** rather than experiment or panel data.
- **Contributions**
 - ① **Holistic comprehension** of how people understand inequality.
 - ② A step toward a **formalized account** of attitudes structure and dynamic.

References

- Berens, S., Gelepithis, M. (2019). Welfare state structure, inequality, and public attitudes towards progressive taxation. *17*, 823–850.
- Chambon, M., Dalege, J., Waldorp, L. J., Van der Maas, H. L., Borsboom, D., van Harreveld, F. (2022). Tailored interventions into broad attitude networks towards the COVID-19 pandemic. *Plos one*, *17*(10), e0276439.
- Dalege, J., Borsboom, D., Van Harreveld, F., Van den Berg, H., Conner, M., & Van der Maas, H. L. (2016). Toward a formalized account of attitudes: The Causal Attitude Network (CAN) model. *Psychological review*, *123*(1), 2.
- Dalege, J., Borsboom, D., van Harreveld, F., Waldorp, L. J., van der Maas, H. L. (2017). Network structure explains the impact of attitudes on voting decisions. *Scientific reports*, *7*(1), 1-11.
- Golino, H., Shi, D., Christensen, A. P., Garrido, L. E., Nieto, M. D., Sadana, R., ... Martinez-Molina, A. (2020). Investigating the performance of exploratory graph analysis and traditional techniques to identify the number of latent factors: A simulation and tutorial. *Psychological Methods*, *25*(3), 292.
- Haslbeck, J., & Waldorp, L. J. (2015). mgm: Estimating time-varying mixed graphical models in high-dimensional data. *arXiv preprint arXiv:1510.06871*.
- Janmaat, J. G. (2013). Subjective inequality: A review of international comparative studies on people's views about inequality. *European Journal of Sociology/Archives Européennes de Sociologie*, *54*(3), 357-389.
- Kenworthy, L., & McCall, L. (2007). Inequality, public opinion and redistribution. *Socio-Economic Review*, *6*, 35–68.
- Osberg, L., & Smeeding, T. (2006). "Fair" Inequality? Attitudes toward Pay Differentials: The United States in Comparative Perspective. *American Sociological Review*, *71*, 450–473.
- Van Borkulo, C. D., van Bork, R., Boschloo, L., Kossakowski, J. J., Tio, P., Schoevers, R. A., ... & Waldorp, L. J. (2022). Comparing network structures on three aspects: A permutation test. *Psychological methods*.
- Van Borkulo, C. D., Borsboom, D., Epskamp, S., Blanken, T. F., Boschloo, L., Schoevers, R. A., Waldorp, L. J. (2014). A new method for constructing networks from binary data. *Scientific reports*, *4*(1), 1-10.
- van der Maas HL, Dolan CV, Grasman RP, Wicherts JM, Huizenga HM, Raijmakers ME. A dynamical model of general intelligence: the positive manifold of intelligence by mutualism. *Psychol Rev*. 2006 Oct;*113*(4):842-61. doi: 10.1037/0033-295X.113.4.842. PMID: 17014305.